



OSF HealthCare Saint Luke Medical Center

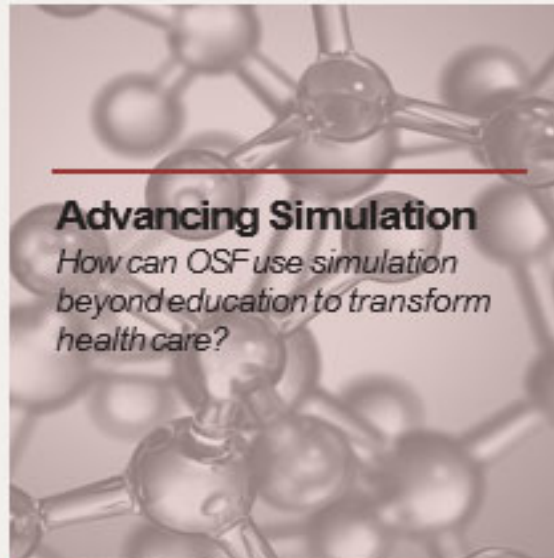
Improving Access Through Improved Transportation

February, 2022

WHAT

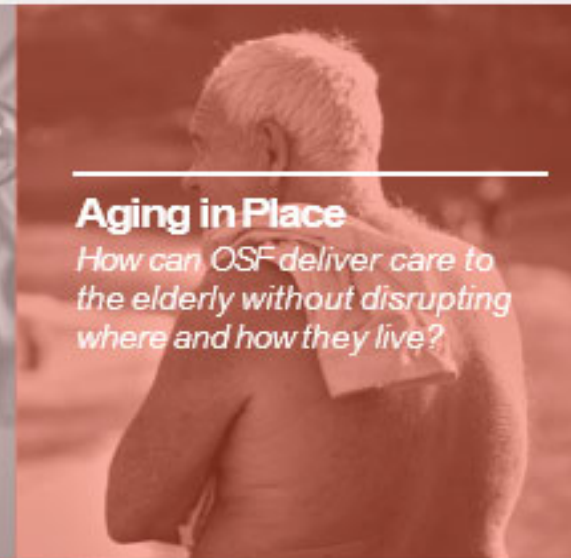
We are focusing on four innovation priority areas

Clear focus and direction are essential for successful innovation. We have four focus areas of innovation for our Mission Partners, external partners, and innovators. These areas guide our investments and activities in innovation, ensuring they serve the most important needs of our community. These four areas demand innovation; we will not advance our Mission here without it.



Advancing Simulation

How can OSF use simulation beyond education to transform health care?



Aging in Place

How can OSF deliver care to the elderly without disrupting where and how they live?



More for Those with Less

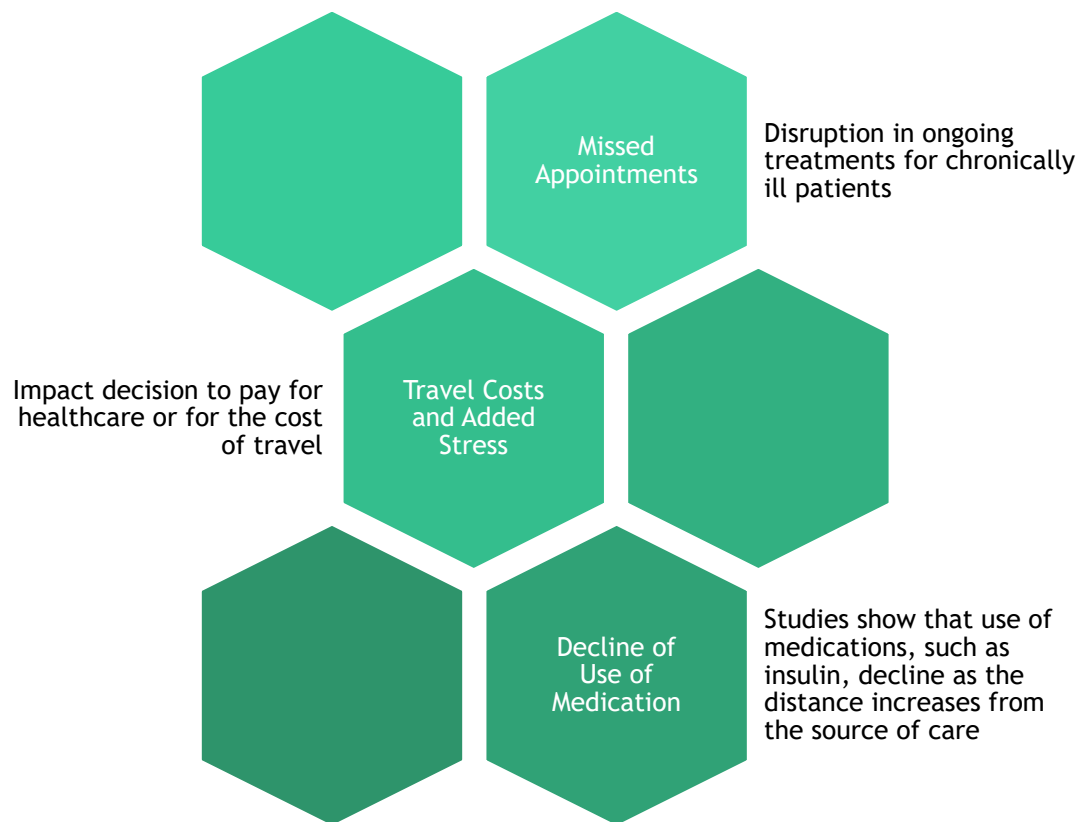
How can OSF best serve its most disadvantaged populations?



Radical Access to Care

How can OSF radically democratize access to care, regardless of setting or context?

Why is Transportation So Important



Transportation is an important social determinant of health in rural communities. The availability of reliable transportation impacts a person's ability to access appropriate and well-coordinated healthcare, purchase nutritious food, and otherwise care for him or herself.



OSF
HEALTHCARE



There is no Public Transportation in Kewanee

“I live rural. It takes 50 minutes to get to services in Peoria and when the weather is bad, I won’t drive. I am aware as I grow older I may not be able to drive or drive as far, but what will I do since there is no public transportation available where I am?”

-Elderly Kewanee Community Member

“I can’t drive anymore, so I feel stuck. I don’t have anyone to take me anywhere So I mostly stay at home

-Elderly Kewanee Community Member

22% of people say they struggle with transportation
-2019 CHNA

KEWANEE, IL



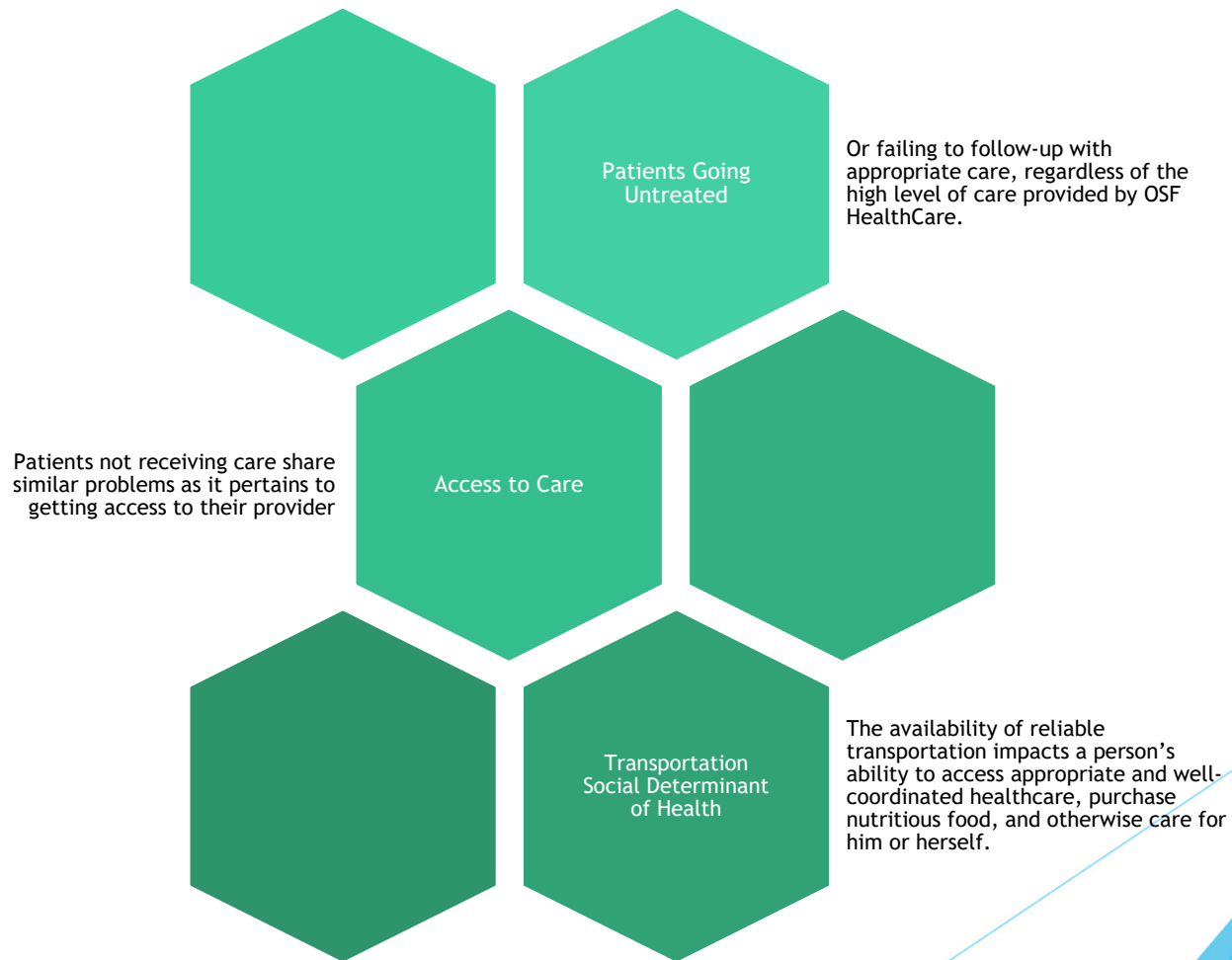
Health in Kewanee

- ▶ Use of Urgent Care:
 - ▶ increased from 3% in 2016 to 20% in 2019
- ▶ Use of clinic/physician office:
 - ▶ decreased from 83% in 2016 to 70% in 2019
- ▶ More people see themselves as in poor health in 2019
 - ▶ an increase from 4% in 2016 to 10% in 2019
- ▶ 17% did not have access to medical care
- ▶ 22% state cause of inability to access health care is related to not having transportation
- ▶ 12% did not have access to prescription medication when needed
- ▶ 14% do not have access to dental care
- ▶ 6% did not have access to counseling when needed
- ▶ ED is chosen as most frequently used by the at risk population (11%) as primary source of healthcare



Source: CHNA 2019 Henry Co. IL.

Community Challenges:



OSF[®]
HEALTHCARE

Opportunity

- ▶ Access to transportation in rural communities represents a social determinant of rural health and aging well. The development of equitable transportation solutions as a basic right is a strategy for reducing disparities and improving the livability of the community of Kewanee IL and improving our populations' health.

Solution

- ▶ Implement a sustainable transportation model to reach the underserved.

Financial Analysis

Transportation Estimates SLMC Model of Acquiring own Vehicle

<u>Year</u>	<u>5 Yr Total</u>	<u>1</u>	<u>2</u>	<u>3</u>	<u>4</u>	<u>5</u>
Vehicle:	\$ 45,000	\$ 9,000	\$ 9,000	\$ 9,000	\$ 9,000	\$ 9,000
Scheduling Software:	\$ 15,000	\$ 3,000	\$ 3,000	\$ 3,000	\$ 3,000	\$ 3,000
Cell Phone/Camera System	\$ 4,000	\$ 1,600	\$ 600	\$ 600	\$ 600	\$ 600
Program Manager	\$ 69,019	\$ 13,000	\$ 13,390	\$ 13,792	\$ 14,205	\$ 14,632
Fuel & Maintenance (\$0.59/mile)	\$ 143,582	\$ 18,408	\$ 25,771	\$ 33,134	\$ 33,134	\$ 33,134
PRN Driver (\$25/hr)	\$ 130,000	\$ 26,000	\$ 26,000	\$ 26,000	\$ 26,000	\$ 26,000
Total	\$ 406,601	\$ 71,008	\$ 77,761	\$ 85,526	\$ 85,940	\$ 86,366

Assumptions:

Estimated Trips per week		10	10	10	10	10
Average Round Trip Mileage		12	12	12	12	12
Hours per Week w/ 2 Hour Minimum Call-In		20	20	20	20	20
Volunteer Hours 7:30a - 5p - Trip per week		40	60	80	80	80
Total Annual Miles	243,360	31,200	43,680	56,160	56,160	56,160

Questions:

- 1) How many Primary Care appointments would be increased along with Hospital Ancillary?
- 2) Could this have a positive impact on Readmissions?

Fundraising

- Initial gifts / (documented) pledges (Began in 2020 Q1, but interrupted due to the pandemic)
 - \$20k+ in the door
- Next Steps
 - Identify donor prospects - set visits
 - Begin sharing message to public, clubs, community groups
- Types of Gifts
 - Cash, Pledge, Stock, Grain, Planned, etc...
 - 3rd Party Fundraisers
 - OSF HealthCare SLMC Annual Golf outing

5-Year Sustainability Targets

- Fundraising = \$500,000
- Average Trips/Year = 520



Project Update

- ▶ Blessing and Dedication: 3/26/21
- ▶ First Trip: 4/5/21
- ▶ Total Funds Raised: \$300,000+ (as of 1/31/22)
- ▶ Total Trips: 1260 Round Trips (as of 1/27/22)