

# Get With The Guidelines

## Data Driven Performance Improvement for Stroke Care

**Kathleen O'Neill, MHA**

**Sr. Director, QI**

**Illinois & South Dakota**

**[Kathleen.oneill@heart.org](mailto:Kathleen.oneill@heart.org)**

**Toll Free: 800-677-5481, Ext.6622**

# Program Overview



- GWTG Stroke is an ongoing, voluntary, observational registry and a continuous performance improvement program for patients hospitalized with stroke or TIA.
- A web-based, HIPAA compliant, Patient Management Tool provides decision support at the point-of-care using **evidence based medicine**, includes on-demand reporting and patient education features (Outcome, Cambridge, MA).
- Patient data is abstracted by trained hospital personnel. Data includes demographics, medical history, initial CT findings, in-hospital treatment and events, discharge treatments, treatment contraindications, counseling, in-hospital mortality, and discharge destination.

# What is evidence-based medicine?

Patient care that research has shown to result in better outcomes for patients, such as lower:

- Mortality and morbidity
- Disability
- Length of stay
- Readmissions

# Why are we here today?

## #1 Reason: The PATIENT

It isn't just about the numbers....  
it is about the right care every  
time.

# Expected Benefits

Increase access to stroke centers



Improved efficiency of patient care



**Increased use of acute stroke  
therapies**



Reduced morbidity and mortality



Improved long-term outcomes



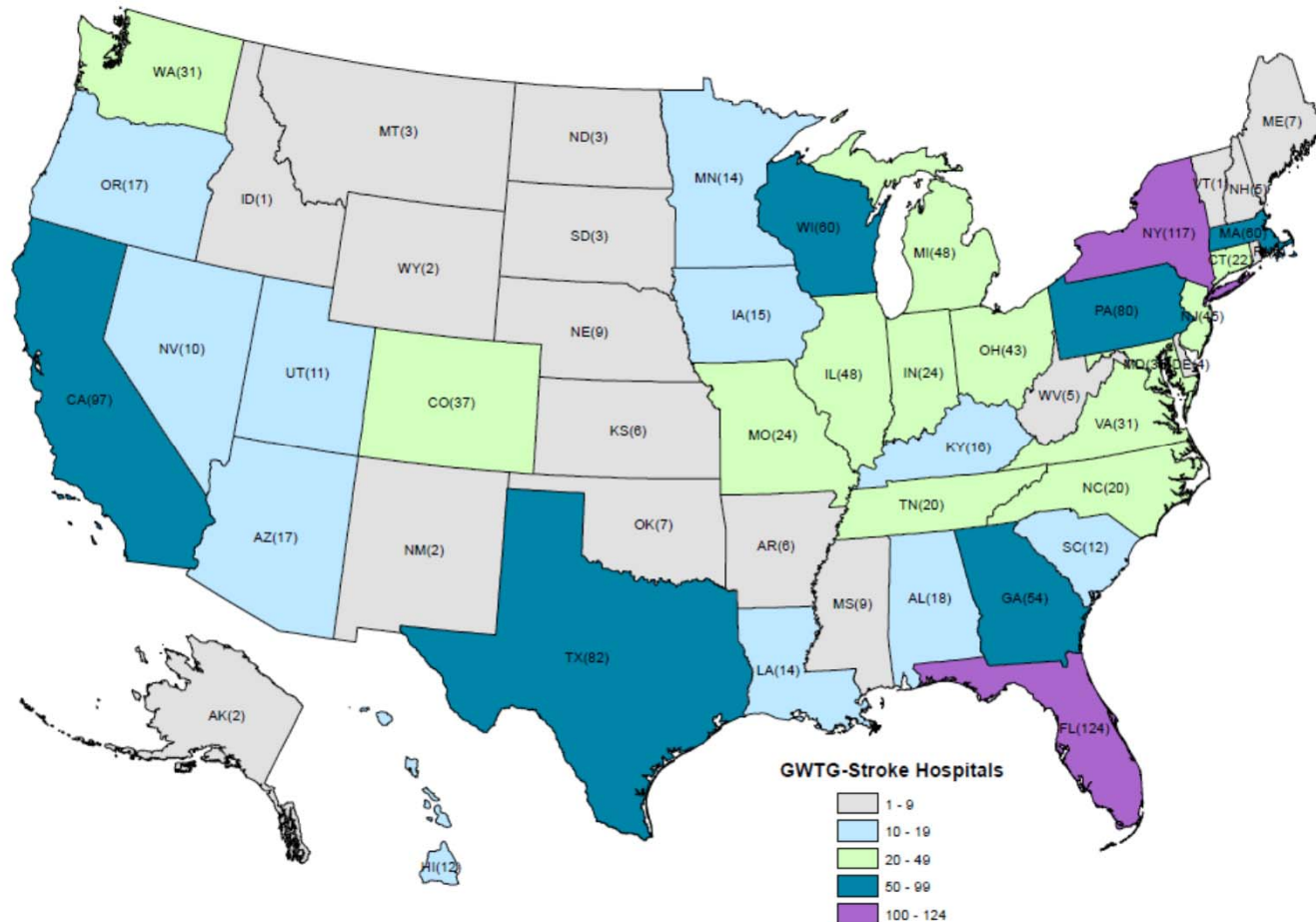
Reduced health care costs

# Data Collection ?



- Data drives performance
- Education & planning
- Funding initiatives
- Awards & recognition
- Future trends in certification & reimbursement models

# Hospital Participation in GWTG-Stroke by State



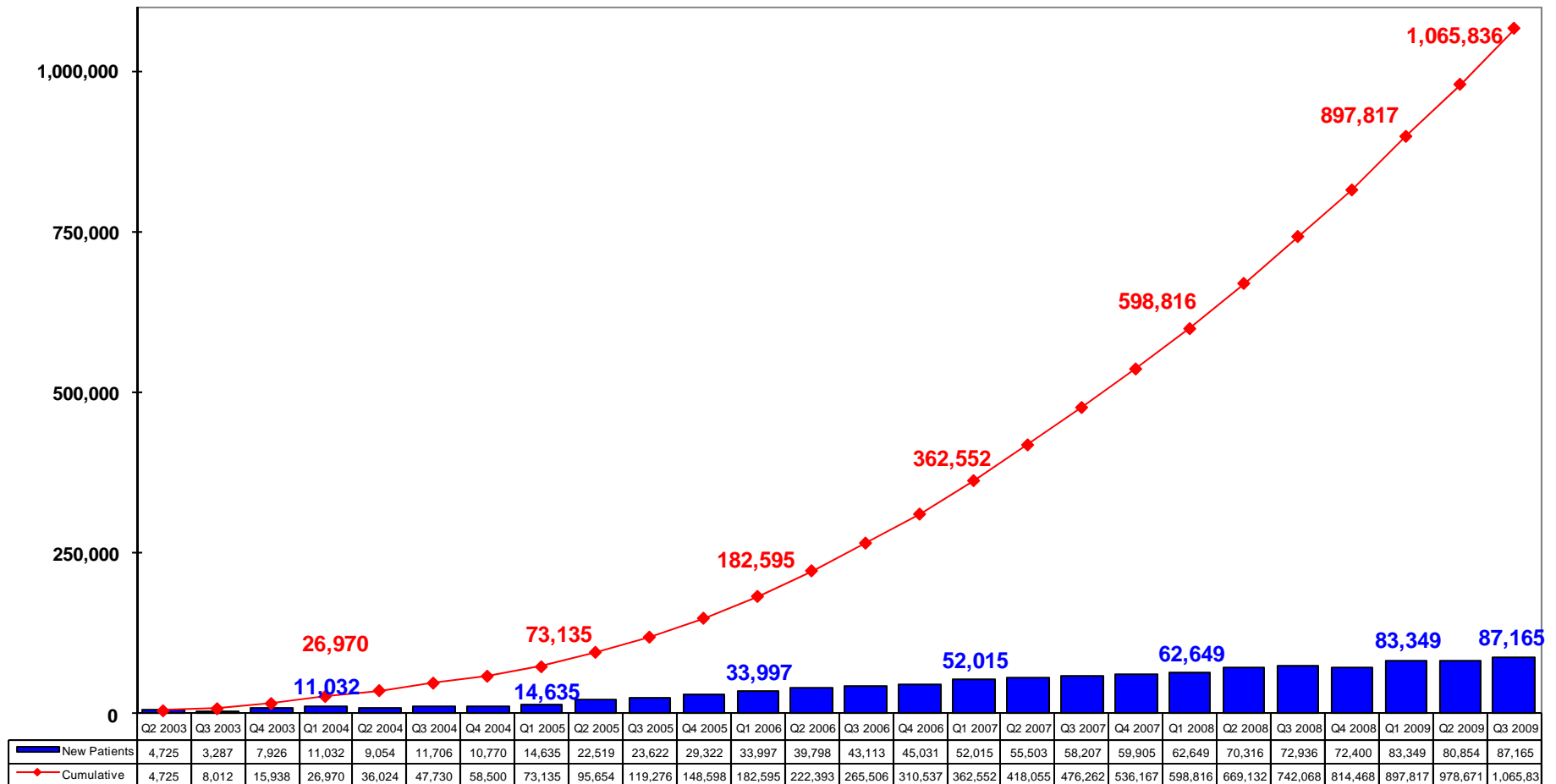
**N=1392**

## Hospital Participation in GWTG-Stroke

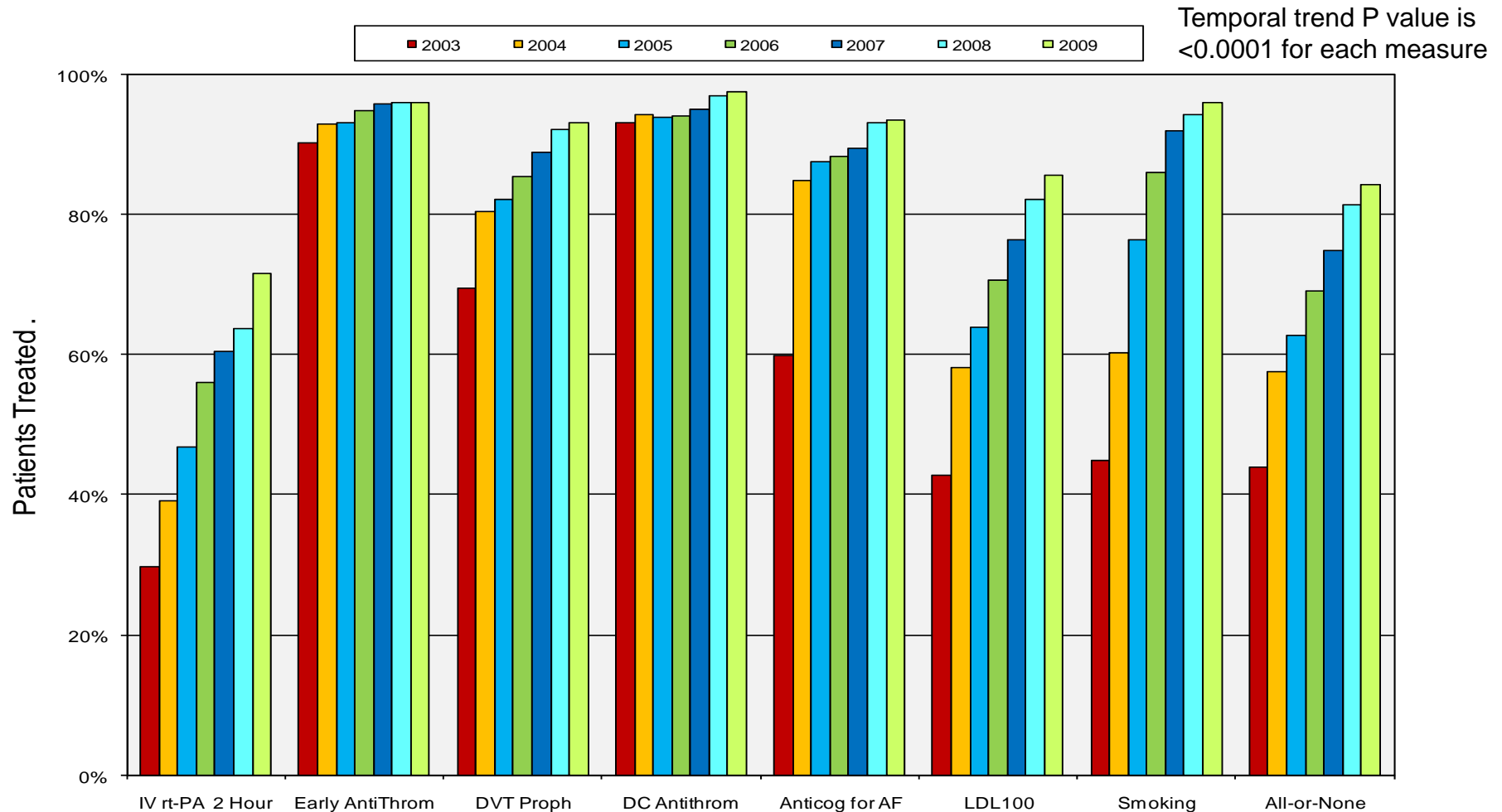
- Hospitals in every state participate in the GWTG-Stroke Program.
- Of participating hospitals, 39.5% were non-academic institutions.
- Divided by regions, the South has the largest number of participating hospitals (n=500), followed by the Northeast (n=346), the Midwest (n=325), and the West (n=252).
- GWTG-Stroke participating hospitals account for an estimated 32.3% of US acute care hospitals.
- In 2008, there were 156,000 ischemic stroke patients entered into GWTG-Stroke out of 663,000 expected in the US (25%) and 47,937 hemorrhagic stroke patients entered out of 117,000 expected in the US (41%).



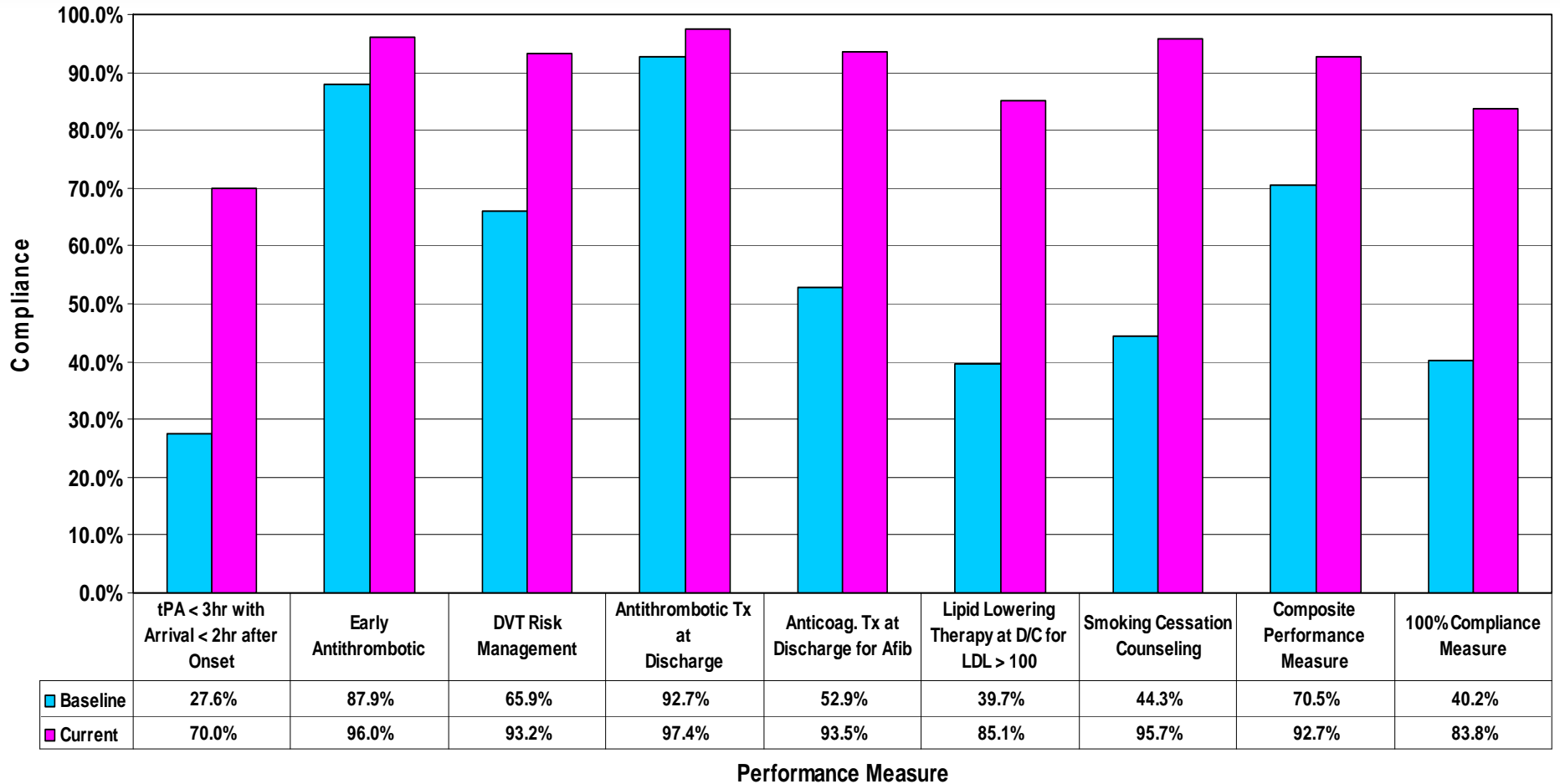
## Enrollment in GWTG-Stroke by Quarter



# Temporal Trends in Acute Stroke and TIA Care 2003-2009



# Get With The Guidelines Performance Measures



Baseline = Admissions Jan2003 – Dec2003  
Current = Admissions Oct2008 – Sep2009

October 2009

# Wisconsin Rural Stroke Initiative Guideline Adherence



<i>Measure</i>	<i>Baseline</i>	<i>Q4 -07</i>	<i>Q1 -08</i>	<i>Q2 -08</i>	<i>Q3- 08</i>	<i>Change, Baseline to Q3-08</i>
Anticoagulation for AF	90.30%	72.70%	81.80%	77.80%	80.00%	-10.30%
D/C Antithrombotics	93.70%	95.20%	95.60%	94.50%	97.10%	3.40%
DVT prophylaxis	62.70%	29.20%	68.20%	73.70%	82.60%	19.90%
Early Antithrombotics	85.60%	91.70%	88.70%	86.20%	94.00%	8.40%
IV-tPA 2 Hour	20.00%	0.00%	30.00%	30.00%	14.30%	-5.70%
LDL 100	49.20%	63.00%	61.30%	65.00%	55.00%	5.80%
Smoking Cessation	63.30%	76.90%	57.10%	81.80%	100%	36.70%
Dysphagia Screen	29.40%	47.70%	50.00%	36.90%	62.10%	32.70%
Rehabilitation Considered	80.70%	90.50%	87.90%	94.50%	85.50%	4.80%
Stroke Education	14.30%	5.30%	22.20%	26.50%	33.30%	19.00%
Composite Score	52.50%	59.00%	64.00%	65.20%	69.40%	16.90%
-Number of Patients	294	83	132	120	109	<i>*Data as of 4/15/09</i>

# Get With The Guidelines

## Continuous Quality Improvement

*Works for **ALL** hospitals,  
regardless of size, patient  
volume or designation*

# Continuous Quality Improvement

## Find a Champion and Build Your GWTG Team



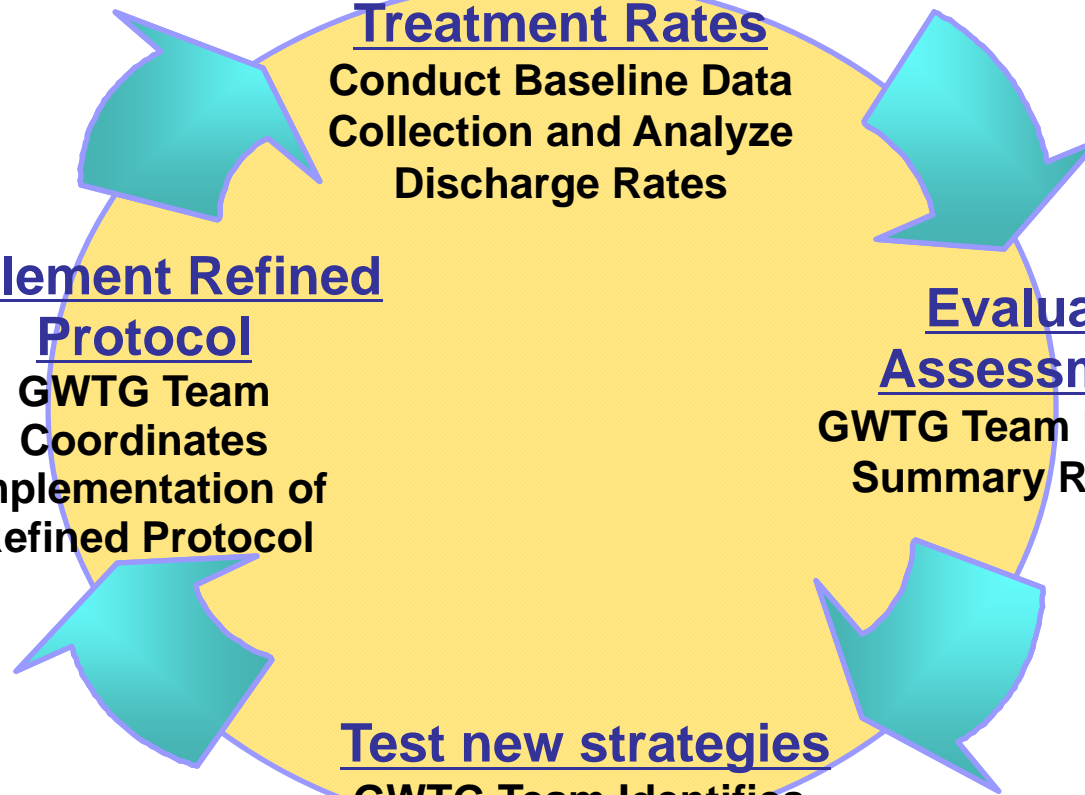
## Assess Stroke Treatment Rates

Conduct Baseline Data Collection and Analyze Discharge Rates

Evaluate Assessment  
GWTG Team Reviews Summary Reports

Implement Refined Protocol  
GWTG Team Coordinates Implementation of Refined Protocol

Test new strategies  
GWTG Team Identifies Areas for Improvement



# Weekly Demo

## Outcome PMT Demo Schedule

**Tuesdays at 10am – 11:30pm ET**

**Thursdays at 3pm – 4:30pm ET**

## Call-in Number:

**866-733-7181 Passcode: 9832640#**

# Patient Management Tool Reporting Functionality



- ESRH Patient log
- CAH benchmarking
- IL benchmarking
- Midwest hospital benchmarking
- Arrival Mode
- Drip & Ship
- PQRI



# Benchmarking



TIME PERIOD		
Interval:	Annually <input type="checkbox"/> Aggregate	
From:	2008 <input type="checkbox"/> Jan <input type="checkbox"/>	
To:	2010 <input type="checkbox"/>	

REPORT 1		
Measure:	**GWTG Stroke Quality Measures**	Measure group with all 9 GWTG Stroke Quality Measures
Format:	Bar Chart	
Compare to: (ctrl-click to select multiple)	<ul style="list-style-type: none"><li>My Hospital</li><li>0 - 100 Discharges Hospital</li><li>0 - 99 Bed Hospital</li><li>All Hospitals</li><li>All IL Hospitals</li><li>East North Central Hospitals</li><li>Midwest Region Hospitals</li><li>Non-Academic Hospitals</li></ul>	

[Add Another Report](#)

# Implementation Plan



- Contract w/Outcome, Inc.
- Cost Reimbursement Process
- One-on-one hospital training (data entry & reports training)
- Baseline data-ASAP
- Monthly data entry by end of each month
- “Participating” Hospital Award
- Conference Calls
- Participant Contact List

# AHA Resources



- CAH Monthly Calls and/or videoconferences
- AHA National Webinars & Prof Ed Center
- Get With The Guidelines Stroke Toolkit  
[www.heart.org/getwiththeguidelines](http://www.heart.org/getwiththeguidelines)
- Best Practice Sharing
- Access to state & national stroke experts
- One-on-one QI consultation
- Outcome, Inc. Help Desk

# Thank You

**Kathleen O'Neill, MHA**

**Sr. Director, QI**

**Illinois & South Dakota**

**[Kathleen.oneill@heart.org](mailto:Kathleen.oneill@heart.org)**

**Toll Free: 800-677-5481, Ext.6622**

**312-476-6622**