

EDTC Data Collection and Reporting

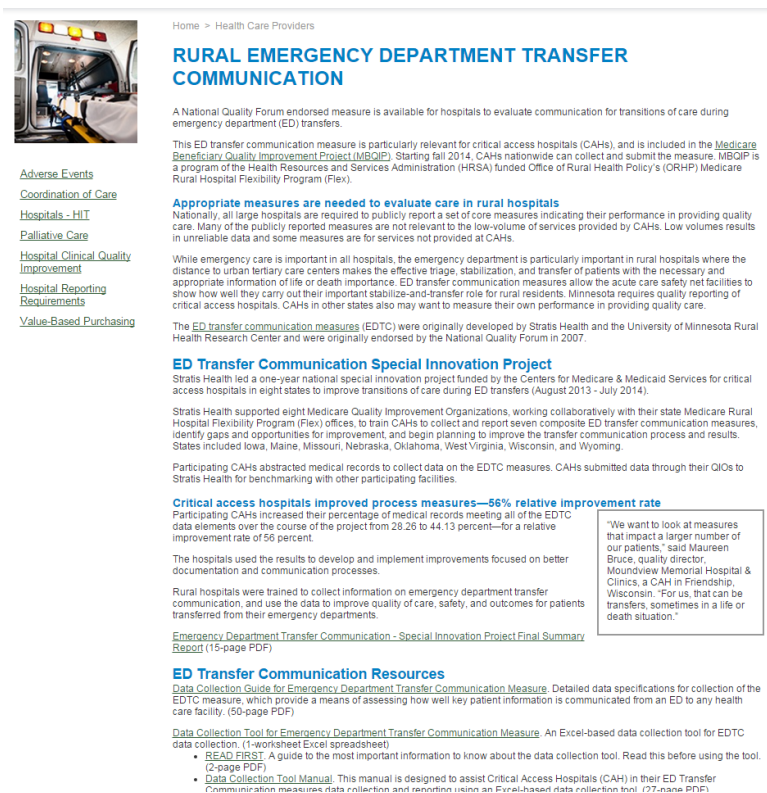
ICAHN Resources

EDTC

- Emergency Department Transfer Communication
- Now mandatory reporting by CAHs from 4Q2015-3Q2017 if the CAHs wish to continue to receive funding and support from Flex and SHIP dollars
- Use the following slides as a guidance in completing your data collection report and submission.

The Tool

- If you do not currently have the EDTC Excel tool, go to...
 - www.stratishealth.org/providers/ED-Transfer.html



Home > Health Care Providers

RURAL EMERGENCY DEPARTMENT TRANSFER COMMUNICATION

A National Quality Forum endorsed measure is available for hospitals to evaluate communication for transitions of care during emergency department (ED) transfers.

This ED transfer communication measure is particularly relevant for critical access hospitals (CAHs), and is included in the [Medicare Beneficiary Quality Improvement Project \(MBQIP\)](#). Starting fall 2014, CAHs nationwide can collect and submit the measure. MBQIP is a program of the Health Resources and Services Administration (HRSA) funded Office of Rural Health Policy's (ORHP) Medicare Rural Hospital Flexibility Program (Flex).

Appropriate measures are needed to evaluate care in rural hospitals
Nationally, all large hospitals are required to publicly report a set of core measures indicating their performance in providing quality care. Many of the publicly reported measures are not relevant to the low-volume of services provided by CAHs. Low volumes result in unreliable data and some measures are for services not provided at CAHs.

While emergency care is important in all hospitals, the emergency department is particularly important in rural hospitals where the distance to urban tertiary care centers makes the effective triage, stabilization, and transfer of patients with the necessary and appropriate information of life or death importance. ED transfer communication measures allow the acute care safety net facilities to show how well they carry out their important stabilize-and-transfer role for rural residents. Minnesota requires quality reporting of critical access hospitals. CAHs in other states also may want to measure their own performance in providing quality care.

The [ED transfer communication measures](#) (EDTC) were originally developed by Stratis Health and the University of Minnesota Rural Health Research Center and were originally endorsed by the National Quality Forum in 2007.

ED Transfer Communication Special Innovation Project

Stratis Health led a one-year national special innovation project funded by the Centers for Medicare & Medicaid Services for critical access hospitals in eight states to improve transitions of care during ED transfers (August 2013 - July 2014).

Stratis Health supported eight Medicare Quality Improvement Organizations, working collaboratively with their state Medicare Rural Hospital Flexibility Program (Flex) offices, to train CAHs to collect and report seven composite ED transfer communication measures, identify gaps and opportunities for improvement, and begin planning to improve the transfer communication process and results. States included Iowa, Maine, Missouri, Nebraska, Oklahoma, West Virginia, Wisconsin, and Wyoming.

Participating CAHs abstracted medical records to collect data on the EDTC measures. CAHs submitted data through their QIOs to Stratis Health for benchmarking with other participating facilities.

Critical access hospitals improved process measures—56% relative improvement rate
Participating CAHs increased their percentage of medical records meeting all of the EDTC data elements over the course of the project from 28.26 to 44.13 percent—for a relative improvement rate of 56 percent.

The hospitals used the results to develop and implement improvements focused on better documentation and communication processes.

Rural hospitals were trained to collect information on emergency department transfer communication, and use the data to improve quality of care, safety, and outcomes for patients transferred from their emergency departments.

[Emergency Department Transfer Communication - Special Innovation Project Final Summary Report](#) (15-page PDF)

ED Transfer Communication Resources

[Data Collection Guide for Emergency Department Transfer Communication Measure](#). Detailed data specifications for collection of the EDTC measure, which provide a means of assessing how well patient information is communicated from an ED to any health care facility. (50-page PDF)

[Data Collection Tool for Emergency Department Transfer Communication Measure](#). An Excel-based data collection tool for EDTC data collection. (1-worksheet Excel spreadsheet)

- [READ FIRST](#). A guide to the most important information to know about the data collection tool. Read this before using the tool. (2-page PDF)
- [Data Collection Tool Manual](#). This manual is designed to assist Critical Access Hospitals (CAH) in their ED Transfer Communication measures data collection and reporting using an Excel-based data collection tool. (??-page PDF)

"We want to look at measures that impact a larger number of our patients," said Maureen Bruce, quality director, Woundview Memorial Hospital & Clinics, a CAH in Friendship, Wisconsin. "For us, that can be transfers, sometimes in a life or death situation."

Stratis was funded by CMS for CAHs to work collaboratively with MBQIP and Flex Coordinators
There is a lot of good information on this site

Scroll to lower half of the page

Next Step: Review Tools and Manual

ED Transfer Communication Resources

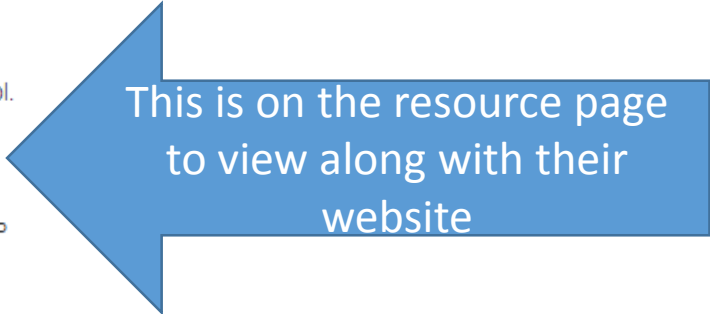
[Data Collection Guide for Emergency Department Transfer Communication Measure](#). Detailed data specifications for collection of the EDTC measure, which provide a means of assessing how well key patient information is communicated from an ED to any health care facility. (50-page PDF)

[Data Collection Tool for Emergency Department Transfer Communication Measure](#). An Excel-based data collection tool for EDTC data collection. (1-worksheet Excel spreadsheet)

- [READ FIRST](#). A guide to the most important information to know about the data collection tool. Read this before using the tool. (2-page PDF)
- [Data Collection Tool Manual](#). This manual is designed to assist Critical Access Hospitals (CAH) in their ED Transfer Communication measures data collection and reporting using an Excel-based data collection tool. (27-page PDF)
- [Using the Tool for MBQIP Reporting](#). The EDTC Excel-based data collection tool can be used to gather data to submit for reporting to programs such as MBQIP. Instructions on how to identify the numerator and denominator on the report for MBQIP submission as well as options for producing a report that can be sent to your Flex Coordinator are included. The tool itself should NOT be emailed because once data is entered it contains PHI. (7-page PDF)

[Quality Improvement Toolkit for Emergency Department Transfer Communication Measure](#). To support hospitals in improving EDTC, this toolkit includes an overview of the quality improvement process and how it can be applied, as well as tools and resources that can be adapted to support the transfer of critical patient information from the ED to other care settings. (17-page PDF)

Individual Toolkit Sections:



This is on the resource page
to view along with their
website

Open the Excel File

ED Transfer Communication Resources

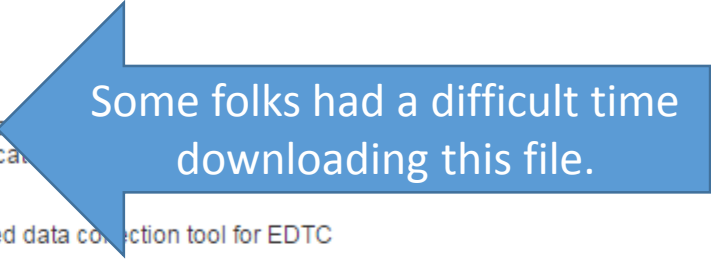
[Data Collection Guide for Emergency Department Transfer Communication Measure](#). Detailed data collection guide for the EDTC measure, which provide a means of assessing how well key patient information is communicated from the ED to other care facility. (50-page PDF)

[Data Collection Tool for Emergency Department Transfer Communication Measure](#). An Excel-based data collection tool for EDTC data collection. (1-worksheet Excel spreadsheet)

- [READ FIRST](#). A guide to the most important information to know about the data collection tool. Read this before using the tool. (2-page PDF)
- [Data Collection Tool Manual](#). This manual is designed to assist Critical Access Hospitals (CAH) in their ED Transfer Communication measures data collection and reporting using an Excel-based data collection tool. (27-page PDF)
- [Using the Tool for MBQIP Reporting](#). The EDTC Excel-based data collection tool can be used to gather data to submit for reporting to programs such as MBQIP. Instructions on how to identify the numerator and denominator on the report for MBQIP submission as well as options for producing a report that can be sent to your Flex Coordinator are included. The tool itself should NOT be emailed because once data is entered it contains PHI. (7-page PDF)

[Quality Improvement Toolkit for Emergency Department Transfer Communication Measure](#). To support hospitals in improving EDTC, this toolkit includes an overview of the quality improvement process and how it can be applied, as well as tools and resources that can be adapted to support the transfer of critical patient information from the ED to other care settings. (17-page PDF)

Individual Toolkit Sections:



Some folks had a difficult time downloading this file.

Determine your records for review

- Required to report on 45 transfer records/quarter
 - Can be 15/month or the maximum of your transfers if not equal to 45
- Data Collection Guide explains the abstraction measures in detail



Data Collection Guide
Emergency Department Transfer
Communication Measures

January 2015

Excel File

- Will open as a Zip file (be sure you can open this type of file)
- Then open the Excel file



EMERGENCY DEPARTMENT TRANSFER Data Collection Tool

The tool has been designed to collect data on seven National Quality Forum (NQF) - endorsed emergency department measures. The goal is to create a uniform approach to quality measurement across all health care providers and settings.

ED Transfer Communication Quality Measures

Measure ID#	Measure Short Name
EDTC -1	Administrative Communication
EDTC -2	Patient Information
EDTC -3	Vital Signs

Cover Page | Initial_Information | Data_Entry_Form | Report | Patient List | Report Data



This file may not open directly to the cover page...be sure to look at the bottom workbooks to go to the first one to start the data collection

Using Staff to Help Abstract Charts

- If you go to the workbook: Data_Entry_Form (3rd one over)
 - Go to upper right corner and print a paper copy or
 - Copy and paste to a new excel workbook to print if unable to convert 'macros'



- Or have charts accessible to begin at the cover page and enter the data.
- I suggest having ED nurses do some chart abstraction to better understand the requirements associated with this measure

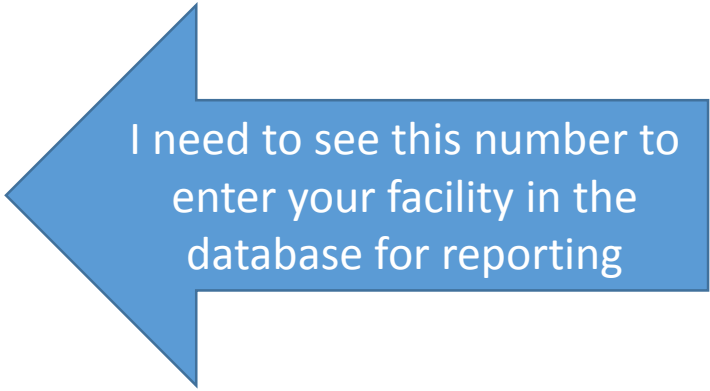
Getting started with data entry

Measure ID#	Measure Short Name
EDTC -1	Administrative Communication
EDTC -2	Patient Information
EDTC -3	Vital Signs
EDTC -4	Medication Information
EDTC -5	Physician or practitioner generated information
EDTC -6	Nurse generated information
EDTC -7	Procedures and Tests

Enter CMS Certified Number (CCN) of your Critical Access Hospital

[CLICK HERE TO START DATA COLLECTION](#)

This material has been prepared by Statix Health, the Medicare Quality Improvement Organization for Minnesota State, under contract with the Centers for Medicare & Medicaid Services.



I need to see this number to enter your facility in the database for reporting

Data Elements

- Page 2 is for your use only...I do not see or receive any of this information (feel free to abbreviate name etc. on this form)

Enter Hospital, State, Patient and Data Collection, Date and Time Period Information

All elements are required

CMS Certified Number (CCN) of Critical Access Hospital	
Enter Name of the State (Please enter the two letter state abbreviation)	
**Enter Patient Name	
**Enter Patient Medical Record Number	
Select Patient Discharged Disposition (from drop down list)	
Enter the Date of Patient Encounter (MM/DD/YYYY)	
Enter Name of the Person Doing Data Collection	
Year of Data Collection	

Clear Contents

Add New Record

View All Records

Reports

Reports

Once all 45 records have been abstracted and entered...hit "Reports" tab

Enter Hospital, State, Patient and Data Collection, Date and Time Period Information

All elements are required

CMS Certified Number (CCN) of Critical Access Hospital	
Enter Name of the State (Please enter the two letter state abbreviation)	
**Enter Patient Name	
**Enter Patient Medical Record Number	
Select Patient Discharged Disposition (from drop down list)	
Enter the Date of Patient Encounter (MM/DD/YYYY)	
Enter Name of the Person Doing Data Collection	
Year of Data Collection	

Clear Contents

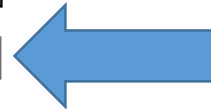
Add New Record

View All Records

Reports

Reports tab is also the same as the report tab in the Excel workbook...sheet 4

1 Medication Given in ED	N/A	N/A
Cover Page	Initial_Information	Data_Entry_Form
Report	Patient List	Report Data



Reporting

- Complete the SurveyMonkey tool using this Hospital Report
- Your report will look like picture below with numbers (both percentages and your N=X)
- <https://www.surveymonkey.com/r/NPS86SG>
- Enter only the N (numerator) into the Survey link

Emergency Department Transfer Communication Hospital Report					
CMS Certified Number (CCN):					
		Record List	Print Report	Main Page	Refresh Page
Measures	Data Elements	#VALUE!	#VALUE!	#VALUE!	#VALUE!
		1/1/	4/1/	7/1/	10/1/
		Records Reviewed (N) =	Records Reviewed (N) =	Records Reviewed (N) =	Records Reviewed (N) =
EDTC-1: Administrative Communication	Percentage of medical records that indicated the following occurred prior to patient departure from ED:				
	1. Nurse to Nurse Communication	N/A	N/A	N/A	N/A
	2. Physician to Physician Communication	N/A	N/A	N/A	N/A
	All EDTC.1 Data Elements	N/A	N/A	N/A	N/A
EDTC - 2 Patient Information	Percentage of medical records that indicated the communication of following patient information within 60 minutes of patient's departure from ED:				
	1. Patient Name	N/A	N/A	N/A	N/A
	2. Patient Address	N/A	N/A	N/A	N/A
	3. Patient Age	N/A	N/A	N/A	N/A
	4. Patient Gender	N/A	N/A	N/A	N/A
	5. Patient Contact Information	N/A	N/A	N/A	N/A
	6. Patient Insurance Information	N/A	N/A	N/A	N/A
	All EDTC.2 Data Elements	N/A	N/A	N/A	N/A
EDTC - 3	Percentage of medical records that indicated the communication of following patient's vital signs information within 60 minutes of patient's departure from ED:				

Deadlines for Reporting

- The MBQIP Data Submission Deadlines Form is my date for reporting. Please try to have your submissions to me five days prior to the deadlines:
- First required report will be due:
 - January 26, 2016 for 4Q15 data
 - April 25, 2016 for 1Q16 data
 - July 26, 2016 for 2Q16 data
 - October 26, 2016 for 3Q16 data
- And so on.... One month after quarter end the data comes to our office

Questions

- Feel free to send over questions on the listserv or to me directly.
- I will build a FAQ sheet if we have multiple questions coming across
- Please note on the Stratis website there are many other valuable **resources** (at the bottom of their page) **for success!**

Individual Toolkit Sections:

[Principles of Care Transitions from the Emergency Department](#) (6-page PDF)

- Care Transitions and the Emergency Department Overview
- American College of Emergency Physicians Care Transition Task Force Recommendation
- Safe Transfers and Hand-offs: Emergency Department Principles

[Developing an Action Plan](#) (9-page PDF)

- Quality Improvement Basics
- Establishing a Team
- Developing an Action Plan
- Implementing an Action Plan

[Sample Checklists, Logs, and Transfer Forms](#) (4-page PDF)

[Additional Resources](#) (5-page PDF)